

LACHAPPELLAUDIO

LACHAPPELL AUDIO 503 USER GUIDE

Version 1.1
August 2017

SAFETY INSTRUCTIONS

TO REDUCE THE RISK OF ELECTRIC SHOCK, DO NOT REMOVE COVER. NO USER SERVICEABLE PARTS INSIDE. CONTACT DIGITAL AUDIO LABS FOR SERVICING.

The lightning flash with arrowhead symbol, within an equilateral triangle, is intended to alert the user to the presence of uninsulated and/or potentially dangerous voltage within the products enclosure that may be of sufficient magnitude to constitute a risk of electric shock to persons.



The exclamation point within an equilateral triangle is intended to alert the user to the presence of important operating and maintenance (servicing) instructions in the literature accompanying the appliance.



IMPORTANT SAFETY INSTRUCTIONS

1. Read and understand this entire manual.
2. Keep this manual available for reference.
3. Heed all warnings and precautions in this manual and notices marked on the product.
4. Do not use this product near water or damp environments.
5. Refer all servicing to qualified service personnel. There are no user serviceable components inside the product.
6. The product shall not be exposed to moisture. Do not touch the unit with wet hands. Do not handle the unit or power cord when your hands are wet or damp.
7. The product should be connected to a power supply only of the type described in the operating instructions or as marked on the product.

CARE

- From time to time you should wipe off the front and side panels and the cabinet with a dry soft cloth. Do not use rough material, thinners, alcohol or other chemical solvents or cloths since this may damage the finish or remove the panel lettering.
- The manufacturer cannot be held responsible for damages caused to persons, personal possessions, or data due to an improper or missing ground connection.

DIGITAL AUDIO LABS LIMITED WARRANTY

Digital Audio Labs warrants their products against defects in material and workmanship for a period of two years from date of purchase. During this period, Digital Audio Labs will, at its option, repair the defective unit or replace it with a new or rebuilt one.

The warranty does NOT cover:

- Damage due to abuse, misuse, or accident.
- Damage due to operation contrary to the instructions in the product instruction manual.
- Units on which the product serial number has been removed or altered.
- Units that have been serviced by unauthorized personnel.

All implied warranties, including warranties on merchantability and fitness, are limited in time to the length of this warranty. Some states do not allow time limitations on implied warranties, so this limitation may not apply to you. Digital Audio Labs' liability is limited to the repair or replacement of its product. Digital Audio Labs shall in no way be held liable for incidental or consequential damages resulting from the use of their product or its software, including, without limitation, damages from loss of business profits, business interruption, loss of business information or other pecuniary loss. Some states do not allow the exclusion or limitation of incidental or consequential damages, so the above limitation or exclusion may not apply to you.

REPAIR POLICY

Please do not return the product without obtaining an RMA number first. Contact Digital Audio Labs at support@digitalaudio.com to acquire an RMA number. Do not return the product to the place of purchase. Please write the RMA number on the outside of the shipping carton. Any product sent to us without a valid RMA number will be refused. Include the following with the product: a brief description of the problem, your name, return shipping address, phone number and the RMA number. Do not include any accessories. DAL is not responsible for any damage to or loss of the product during transit. We recommend that customers obtain a receipt and tracking number for all packages shipped to us. Turnaround time on repairs is generally ten business days. If you live outside of the United States, please contact your local distributor for warranty service.

Please return product to:
Digital Audio Labs
Attn: RMA Number
1266 Park Road
Chanhassen, MN 55317
USA

WARRANTY SERVICE

You will be required to pay the shipping charges when you ship your product to DAL. DAL will pay for return shipping via UPS ground. We reserve the right to inspect any product that may be the subject of any warranty claim before repair is carried out. For warranty service, we may require proof of the original date of purchase if you have not registered your product with DAL. Final determination of warranty coverage lies solely with Digital Audio Labs.

NON-WARRANTY SERVICE

If it is determined that the product does not meet the terms of our warranty, you will be billed for labor, materials, return freight and insurance. There is a \$80 USD minimum charge for materials and labor. Appropriate shipping charges will be applied. We require payment in advance of repair by credit card; we accept Visa and Master Card. In the event the charges are over the minimum charge, DAL will contact you and inform you of the cost of the repair before any work is completed.

CONTENTS

SAFETY INSTRUCTIONS	ii
IMPORTANT SAFETY INSTRUCTIONS	ii
CARE	ii
DIGITAL AUDIO LABS LIMITED WARRANTY	1
REPAIR POLICY	1
WARRANTY SERVICE	1
NON-WARRANTY SERVICE	1
MODEL 503	3
BEFORE YOU GET STARTED	3
SAFETY PRECAUTIONS	3
503 CONTROLS	4
CONTROL DETAILS	4
503 FREQUENCY RESPONSE	5
HPF - 50HZ	5
HPF - 150HZ	5
LPF - 5KHZ	5
LPF - 10KHZ	5
LACHAPPELL AUDIO 503 SPECIFICATIONS	6
LACHAPPELL AUDIO SUPPORT	6

MODEL 503

The LaChapell Audio 503 is a 3-band transformer-less EQ based on the EQ section of the 583E pre/EQ. The 503 features additional cut/boost range of +/-12dB, 2-position high-pass and 2-position low-pass filters along with a gain trim stage of +/- 6dB.

BEFORE YOU GET STARTED

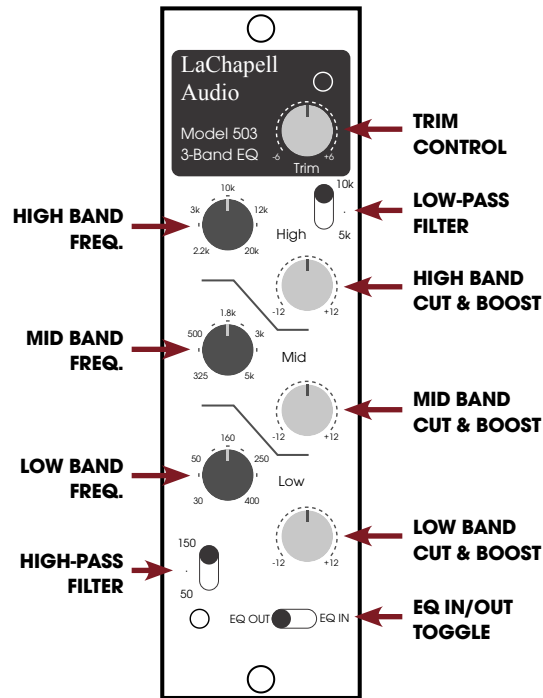
Stated below are a few areas that you must take the time to read before you install and use your 500 Series. You as the owner/user are responsible for completely understanding how to operate this device safely and properly.

- **UNPACKING:** Inspect thoroughly. Although we take extreme care at final assembly and packing, things can happen during transit. It is very important that you contact LaChapell Audio if there is anything broken or damaged upon receipt of package. Included in every package should be: (1) preliminary operating manual, (1) packet of mounting screws, (1) registration card. It is a good idea for you to retain the packaging (box & foam case) in case there is a need to return the unit for service or repair at a later date.
- **SERVICE/REPAIR - WARNING:** Only Digital Audio Labs personnel are to perform maintenance and service activities.

SAFETY PRECAUTIONS

- Always provide adequate ventilation by allowing the top vents of your 500 series power supply chassis to remain unobscured.
- Never position the power supply directly above other heat generating sources such as a power amplifier.
- Always provide a source to ground (earth.) Never under any conditions should a power cord that has the 3rd prong for ground missing or defeated be used with the power supply.
- Do not place the 503 in an area where there is a potential for fluids to fall, spill into or come in contact with the 503. If you notice fluids or moisture present inside the 503 DO NOT turn power on! Contact Digital Audio Labs for direction.

503 CONTROLS

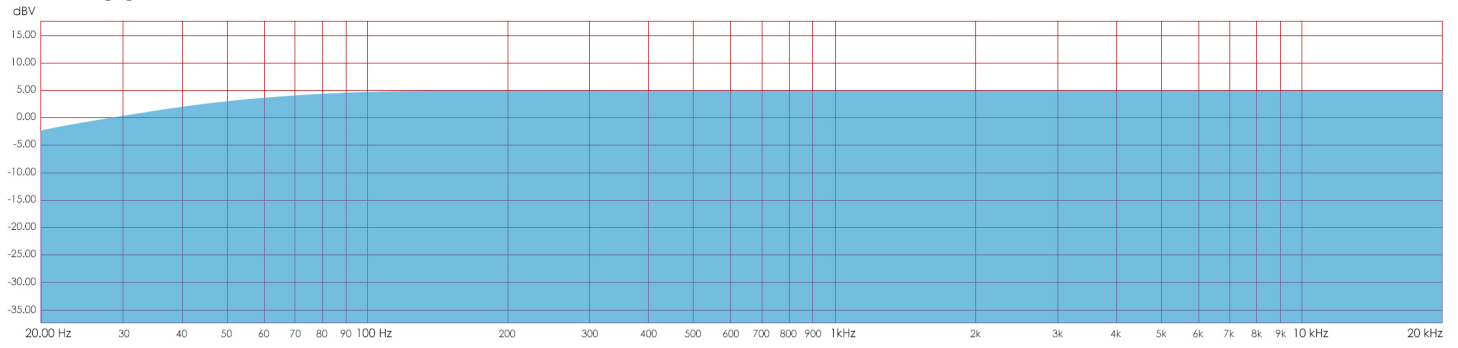


CONTROL DETAILS

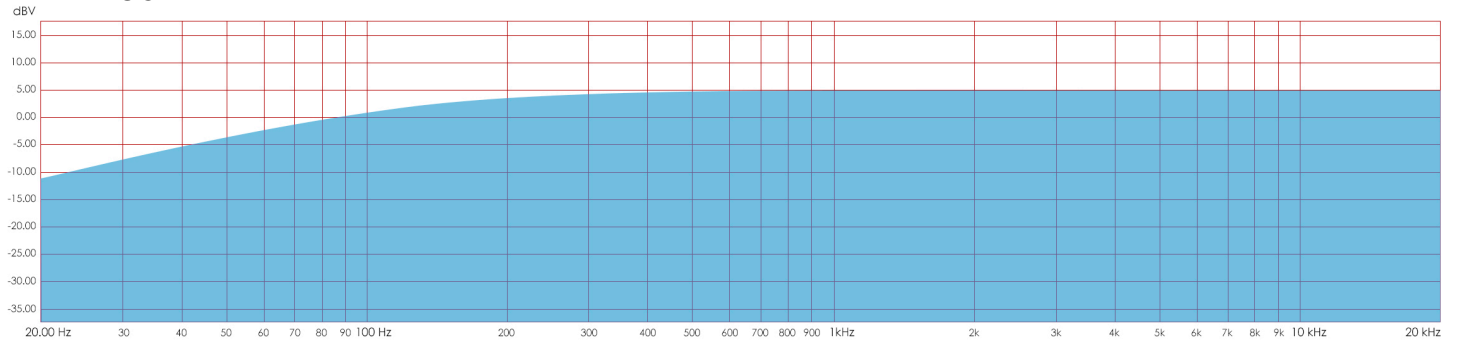
- HIGH FREQUENCY SWEEP CONTROL: Fully variable sweep range; 2.5kHz to 20kHz. Q value of 1 at +8dB.
- MID FREQUENCY SWEEP CONTROL: Fully variable sweep range; 325Hz to 5kHz. Q value of 1 at +8dB.
- LOW FREQUENCY SWEEP CONTROL: Fully variable sweep range; 30Hz to 400kHz. Q value of 1 at +8dB.
- HIGH-PASS FILTER (HP): 2-position HP filter provides 3dB cut at 150Hz or 50Hz.
- LOW-PASS FILTER (HP): 2-position HP filter provides 3dB cut at 5kHz or 10kHz.
- TRIM CONTROL: This is a transformer-less post-EQ gain stage providing 6dB of clean cutting or boosting for the overall signal being processed. This control is post EQ In/Out control.
- FREQUENCY CUT/BOOST CONTROLS: Provides 12dB of cutting or boosting of selected frequency from corresponding sweep control. A center detent is available on each band.
- EQ IN/OUT: This is a dual color LET toggle switch. Red will indicate the EQ settings have been by-passed, green will indicates active EQ. The control does not effect the trim.

503 FREQUENCY RESPONSE

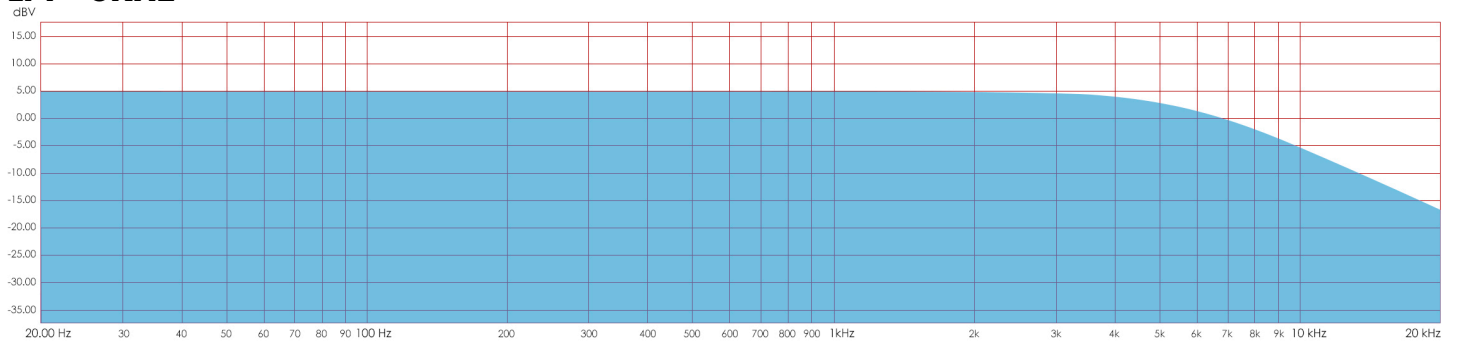
HPF - 50HZ



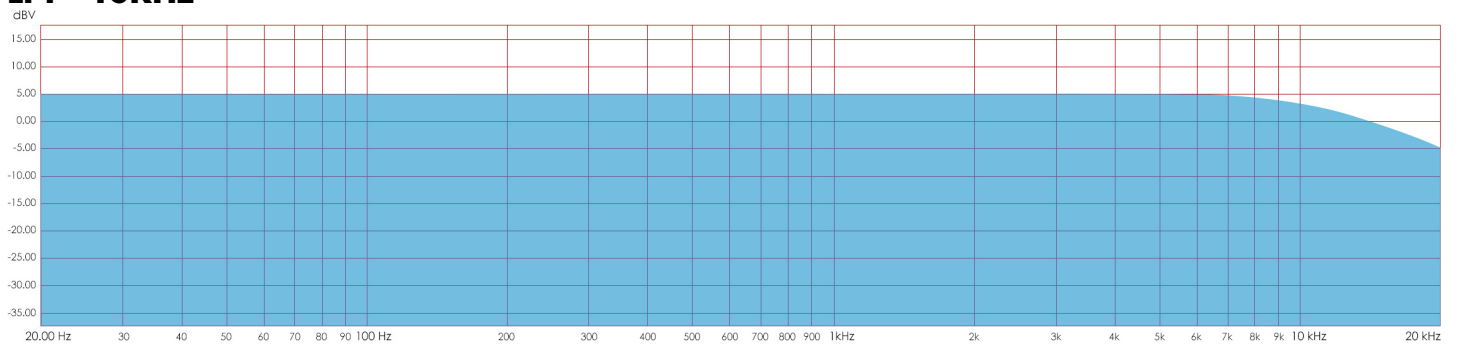
HPF - 150HZ



LPF - 5KHZ



LPF - 10KHZ



LACHAPPELL AUDIO 503 SPECIFICATIONS

Noise Floor	-90dB
THD+N	0.014%
Frequency Response	10Hz - 50kHz
Cut/Boost Range	± 12dB
Max Input	>24dB
Input Impedance	48kohm
Input/Output Type	Transformer-less
Output Impedance	50 ohm
Power Requirements	100ma

NOTE: Stated specifications are typical measurements but subject to change without notice due to individual traits unique to each tube. All measurements taken while driving a 40kohm load and using a 1khz tone.

LACHAPPELL AUDIO SUPPORT

Phone Support: 952-401-7700
Toll Free: 844-DAL-INFO
Email Support: support@digitalaudio.com
Website: www.digitalaudio.com/support

DIGITAL AUDIO LABS
1266 Park Rd
Chanhassen, MN 55317

